



A Framework for Reduced Precision Neural Networks on FPGAs

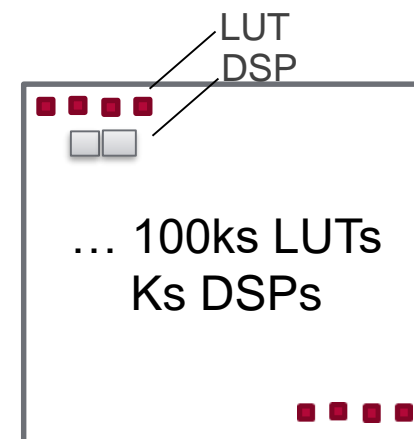
Kees Vissers
Xilinx Research

- **Background**
- **CNNs and their challenges**
- **Quantized neural networks**
- **FINN: Framework for fast exploitation of Quantized Neural Networks**
- **Experimental results**
- **Conclusion**

What are FPGAs?

Programmable devices that contain:

- MAC (DSP48) for floating point, 16 bit integer, 8 bit integer
- Logic Lookup tables (LUTs) for any function at bit-precision, including 2 bit and 1 bit MAC (xnor, popcount), and compression, security, etc.
- Large number of flexible memory blocks, with high internal bandwidth
- High-speed I/O, good external memory interfaces
- ARM cores
- Family of devices



Customizable hardware architectures with fine-grain programmability

Challenge 1: Diverse Applications with Diverse Design Targets



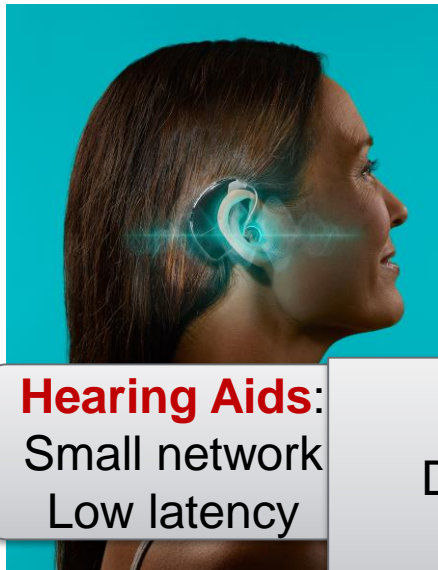
Translate & AlphaGo:
Huge networks




Medical Diagnosis:
Small networks



Robotics:
Real-time



Hearing Aids:
Small network
Low latency

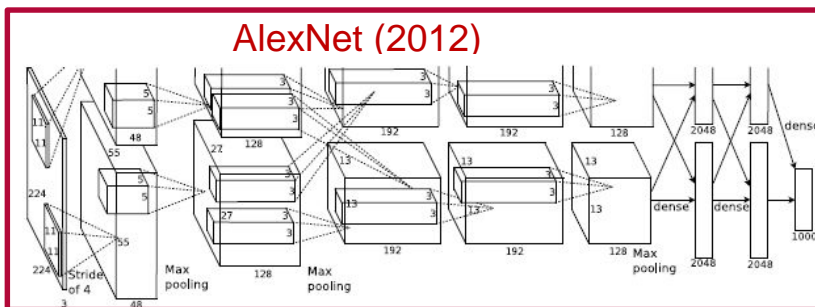


ADAS
High accuracy
Low latency



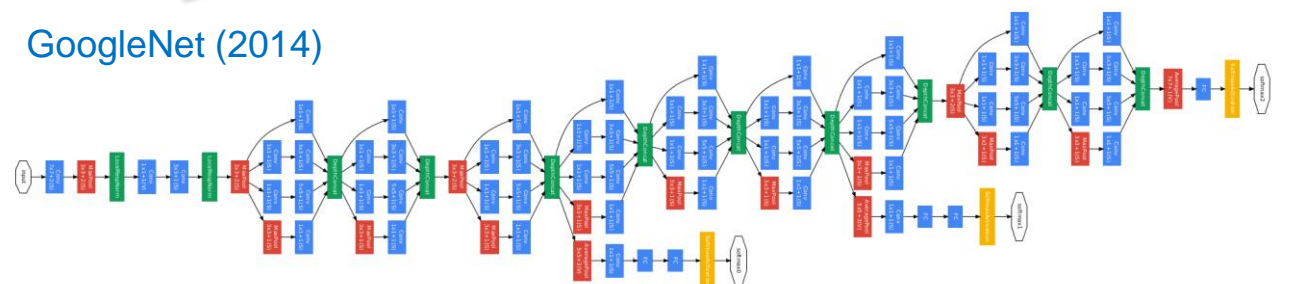
Challenge 1:
Different use cases require different networks & different figures of merits
(speed, latency, energy, accuracy)

Challenge 2: Neural Networks Will Continue to Change

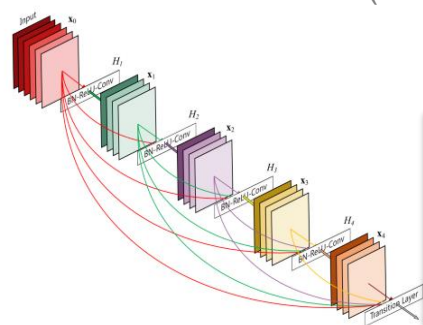


Number and **types** of layers are changing

GoogleNet (2014)



DenseNet (2016)



Data representations and **quantization methods** are changing

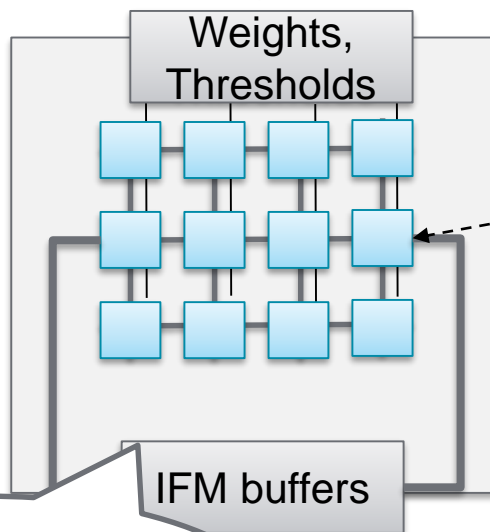

Graph Connectivity is changing

Challenge 2:
Continuous stream of new algorithms

Customized ML Processor Datapath



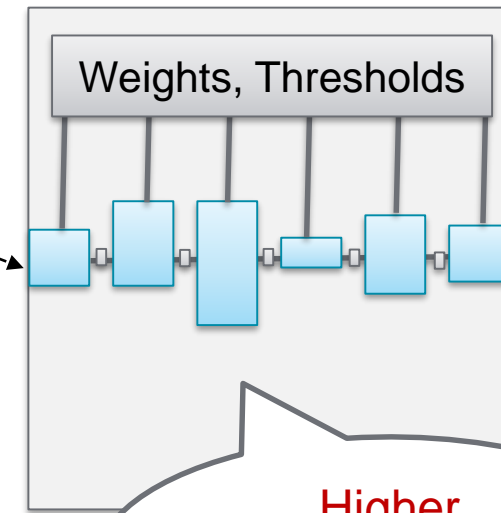
Generality vs Performance
Latency vs Resources



Flexible (all NNs),
less resources

DSPs, LUTs,...

Customizable
operations



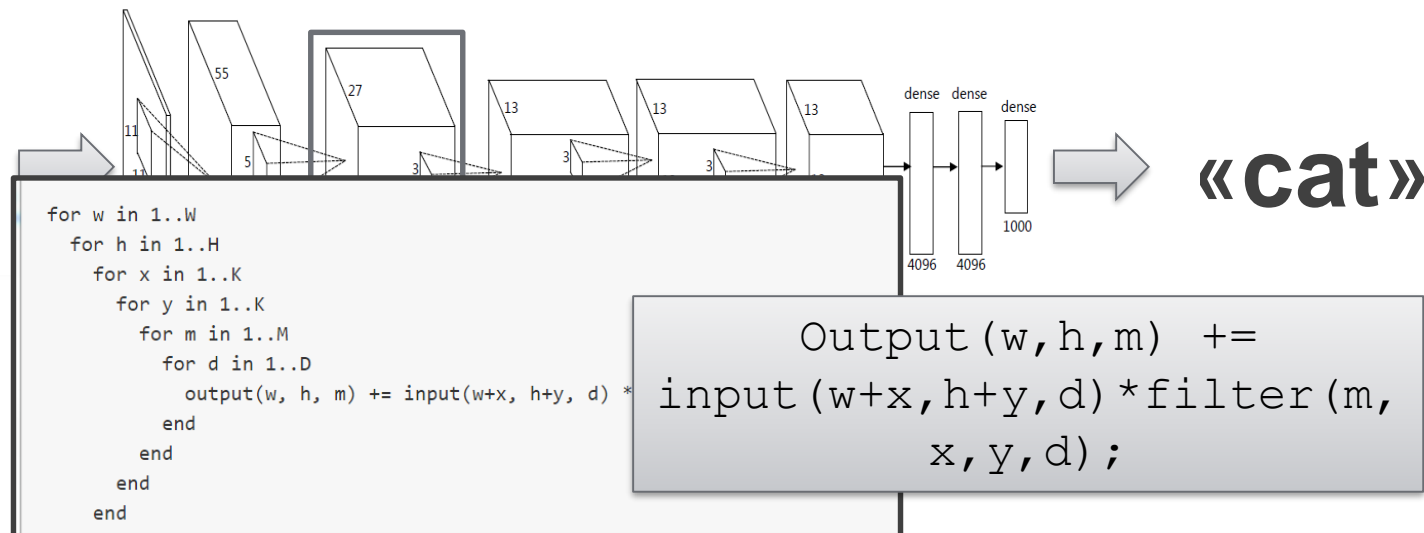
Higher
performance,
lower latency

Challenge 3: Highly Compute and Memory Intensive

➤ The predominant CNN computation is linear algebra

– Demands lots of (simple) computation and lots of parameters (memory)

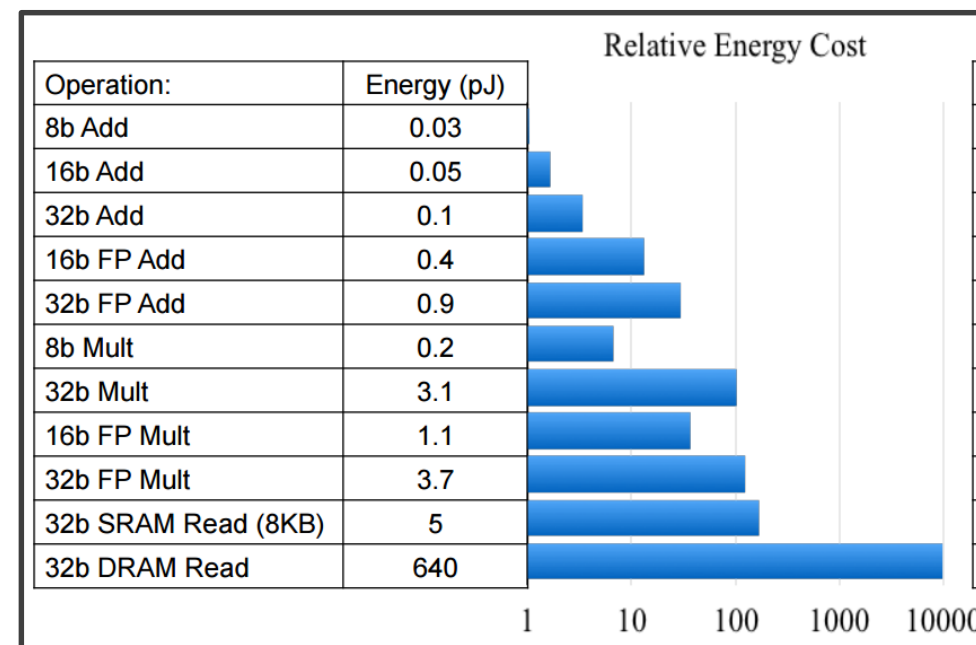
- AlexNet: 244MB & 1.5GOPS, VGG16: 552MB & 30.8GOPS; GoogleNet: 41.9MB & 3.0GOPS for ImageNet



Challenge 3:
billions of multiply-accumulate ops & tens of megabytes of parameter data

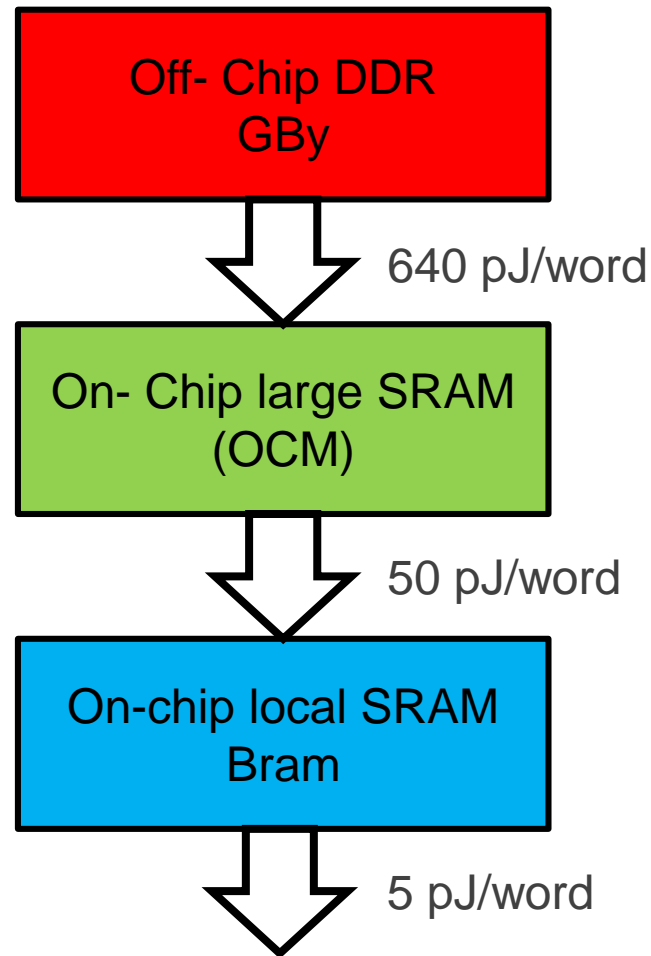
Increasingly Reduced Precision Networks

- Floating point (FP) CNNs contain a lot of redundancy
- Reducing precision is shown to work down to 1b with minimal loss of accuracy –
 - ICLR 2017 with ternary weight networks on par with FP for AlexNet top-1 and top-5, ResNet20,32,44,56
 - Accuracy gap is closing
- Reducing precision brings numerous advantageous
 - Power
 - Performance
 - Memory requirements
 - Not just for FPGAs



Source: Bill Dally (Stanford), Cadence Embedded Neural Network Summit, February 1, 2017

Local is good for energy, reduced precision is good

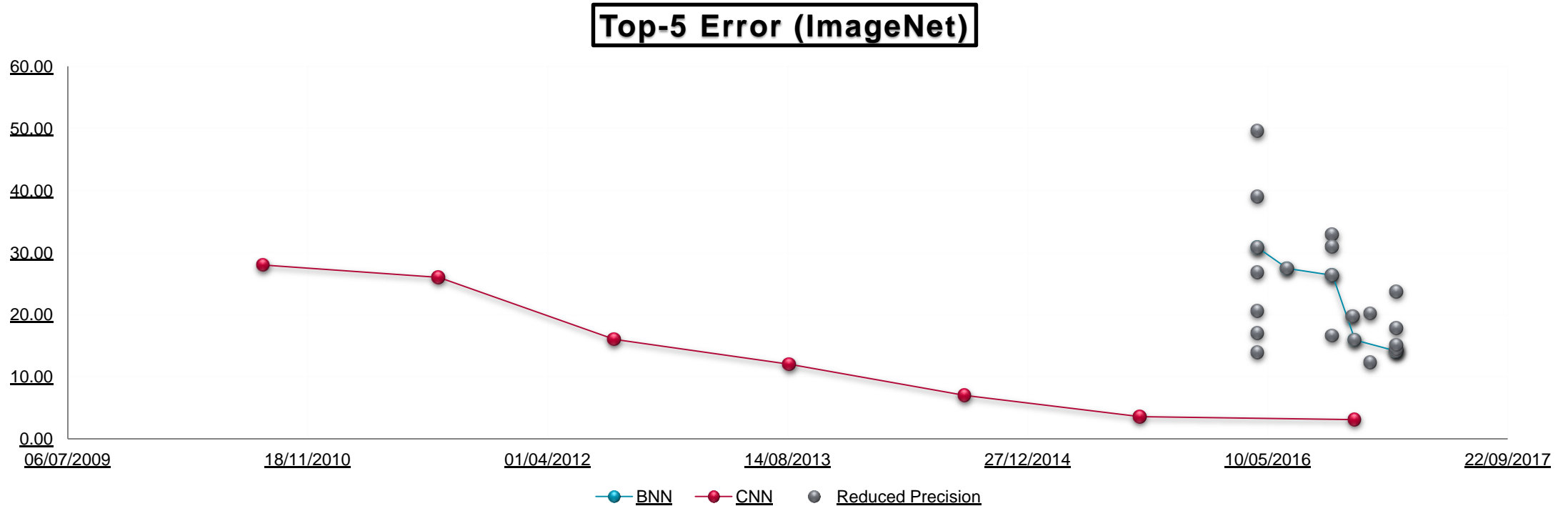


```
Output(w,h,m) +=  
input(w+x,h+y,d)*filter(m,  
x,y,d);
```

The energy is the access,
not only the operations

Accuracy of Quantized Neural Networks (QNNs) Improving

Published Results for FP CNNs, QNNs and binarized NNs (BNNs)



- Accuracy results are improving rapidly through for example new training techniques, topological changes and other methods

Potential of Reduced Precision on FPGAs

➤ Cost per operation is greatly reduced

- For example, for BNN: FP multiply accumulate becomes XNOR with bit counts

➤ Memory cost is greatly reduced

- Large networks can fit entirely into on-chip memory (OCM) (UltraRAM, BRAM)



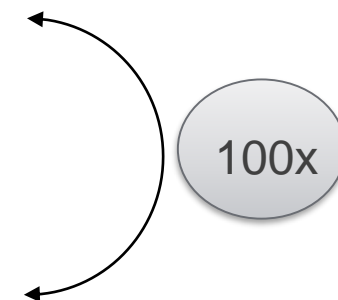
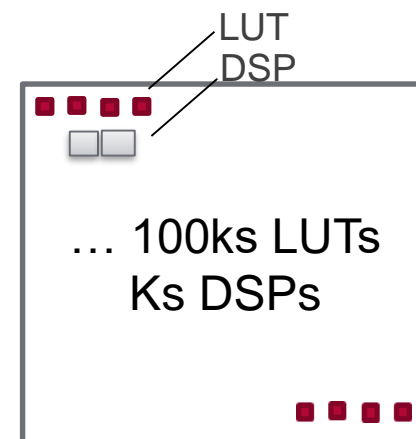
➤ Today's FPGAs have a much higher peak performance for reduced precision operations

- FPGA performance is anti-proportional to the cost per operation when applications are sufficiently parallel
- Lower cost per op & massively parallel = more ops every cycle

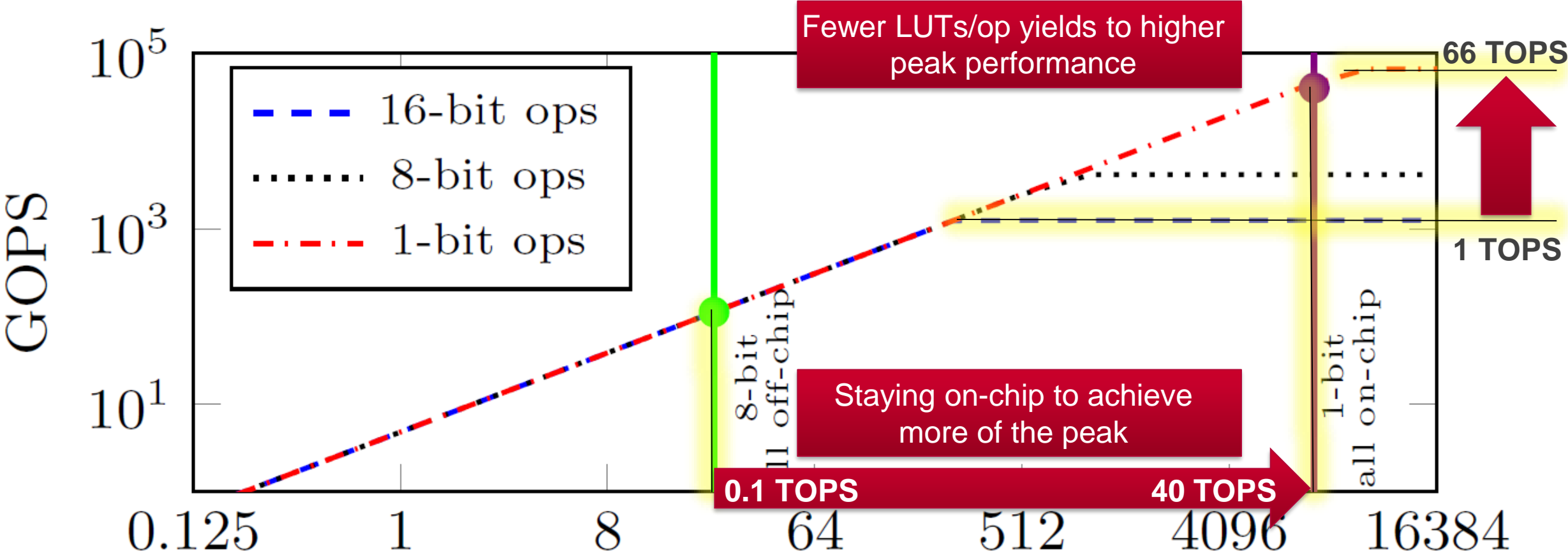
Precision	Cost per Op LUT	Cost per Op DSP	MB needed (AlexNet)	TOps/s (KU115)*	TOps/s (VU9P)**	TOps/s (ZU19EG)*
1b	2.5	0	7.6	~46	~100	~66
4b	16	0	30.5	~11	~15	~16
8b	45	0	61	~3	~6	~4
16b	15	0.5	122	~1	~4	~1
32b	178	2	244	~0.5	~1	~0.3

*Assumptions: Application can fill device to 70% (fully parallelizable) 250MHZ

**Assumptions: Application can fill device to 70% (fully parallelizable) 300MHZ




Potential of QNNs on FPGAs (ZU19EG)



- Reduced Precision allows to scale NN performance on FPGAs to unprecedented levels

Assumption: O

➤ Exploitation of Quantized Neural Networks through FINN: A Framework for Fast, Scalable Neural Network Inference



<https://arxiv.org/abs/1612.07119>

<http://arxiv.org/abs/1701.03400>

FINN Design Principles

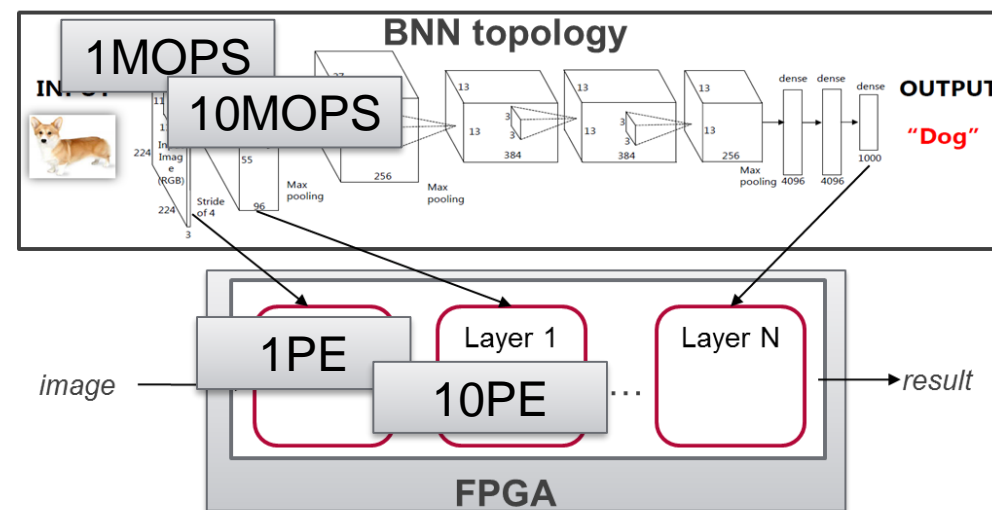
➤ Custom-tailored hardware

- Customized data types
- Customized dataflow architecture to match network topology

➤ Keep all parameters on-chip, if possible

➤ C++ design entry

- To support portability, scalability & rapid exploration



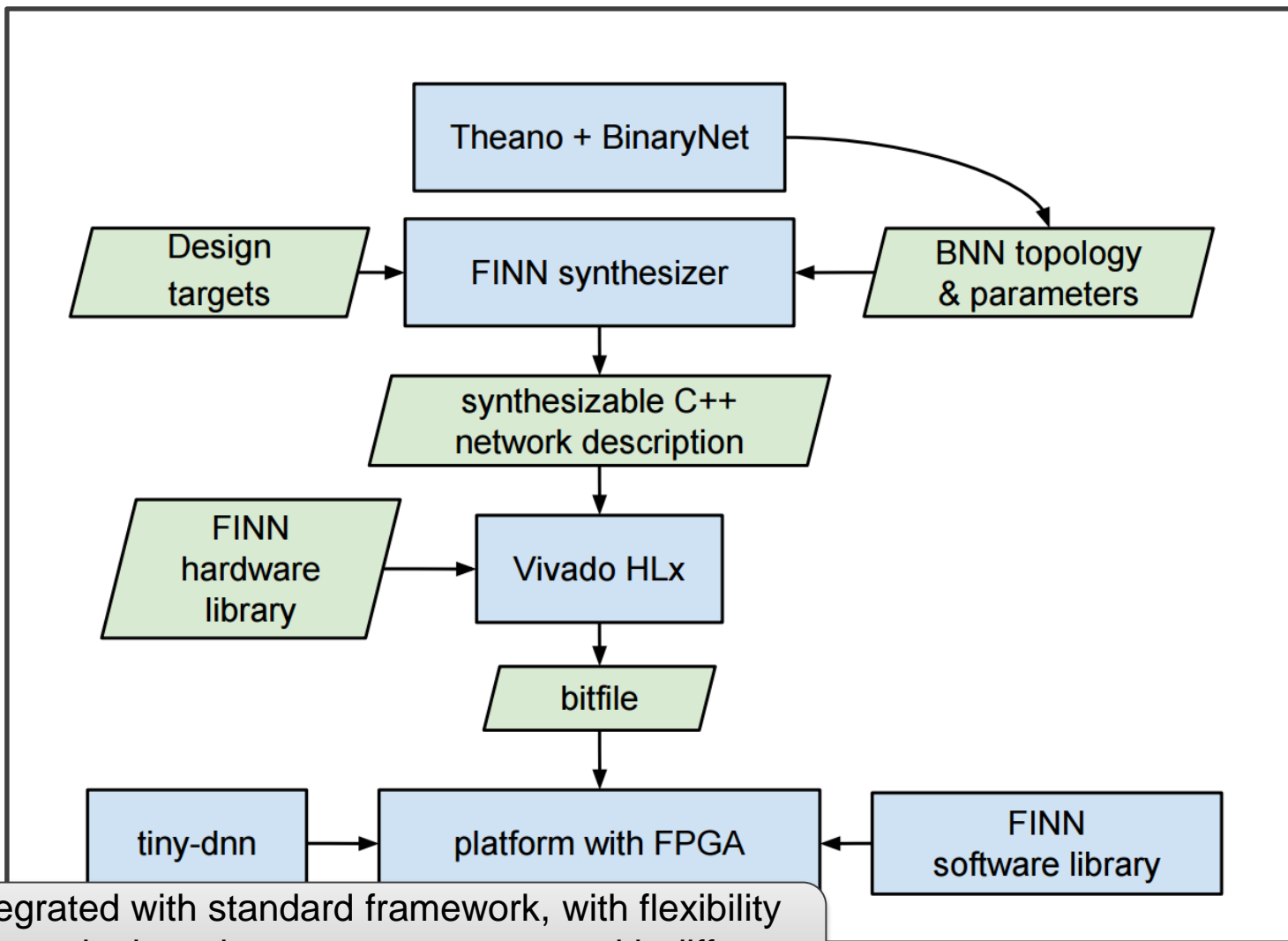
Customized Dataflow Architecture

Work Flow for Exploration of NNs of FPGAs

- Integration with tiny-dnn and Theano, Tensorflow and Caffe

theano TensorFlow™ Caffe


- All code in C/C++
- Can execute on CPU and FPGA
 - No RTL needed



Fast workflow, integrated with standard framework, with flexibility to support different topologies, sizes, rates, resources with different devices (Z7045, KU115, Z7020)

➤ Experimental Results

- Embedded platforms (Zynq Z7045 & 7020): ZC706, PYNQ open source platform
- Server class accelerator: ADM_PCIE_8K5 & TUL Accel. kit in OpenPOWER (& x86 with SDAccel)



Input Data



- MNIST handwritten digits




- Streetview house numbers




- German road signs



- Cifar-10: cats, dogs, etc



- Playing cards

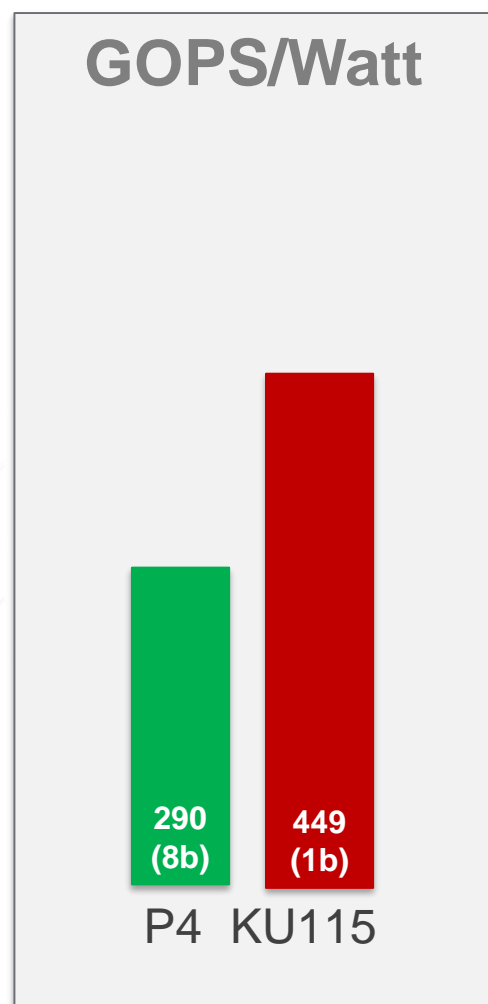


- PASCAL VOC

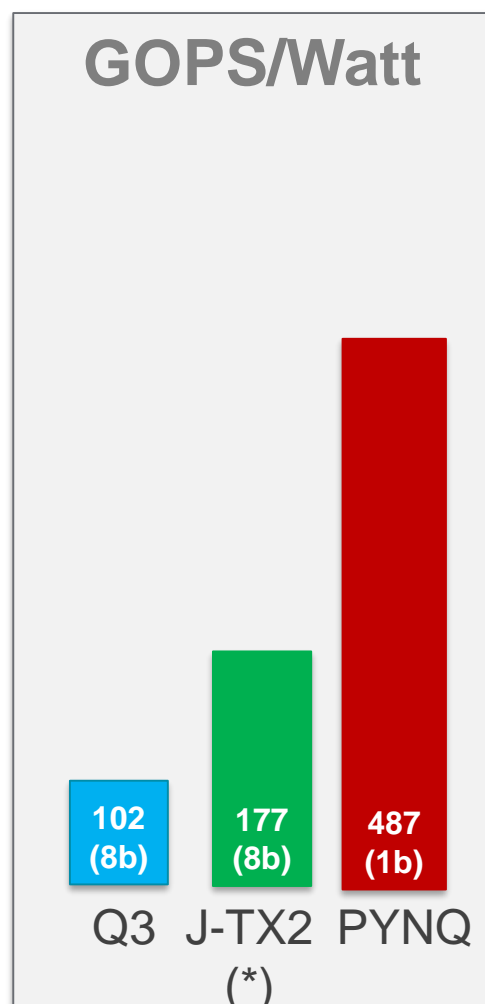


- Imagenet

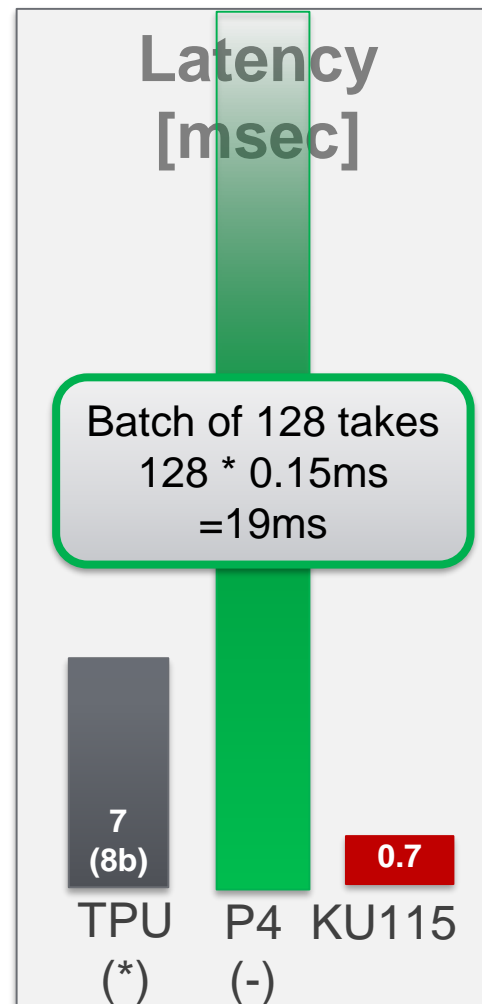
QNN Results - Latency, Performance/Power



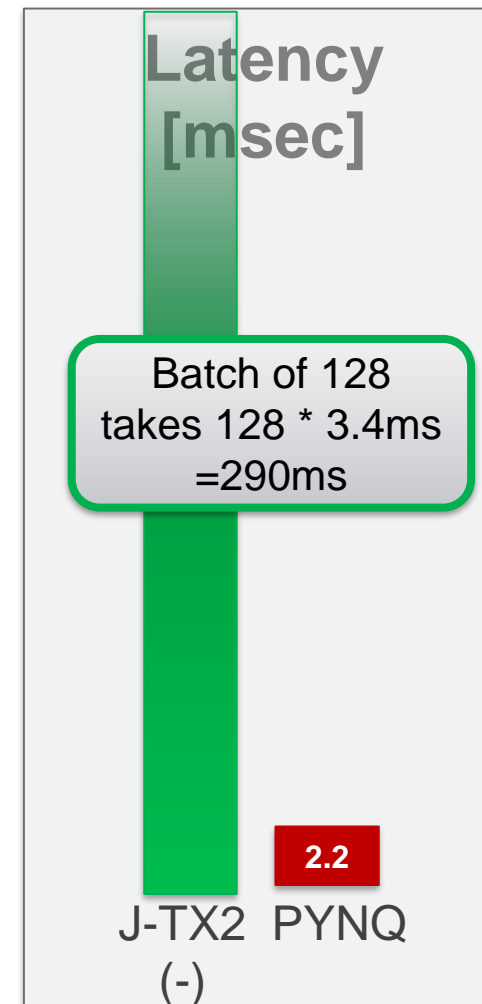
Cloud



Embedded



Cloud

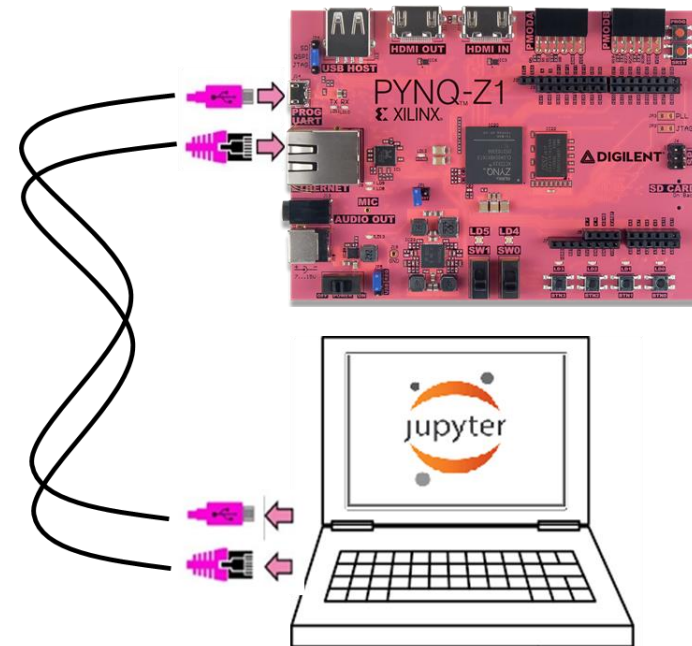


Embedded

*: claimed
-: estimated

PYNQ FINN Open Source Release

- FINN is open sourced and available at
 - <https://github.com/Xilinx/BNN-PYNQ>
 - New features are continuously rolled out
- Supported on low cost open source platform Pynq
 - Visit www.pynq.io
- Easy to use with precooked overlays & examples
 - BNNs
- 1000x faster than Raspberry Pi3



Z7020	FPS (FPGA)	GOPS/s	BRAM	LUT	Latency [us]	Power [W]
LFC	168k	974	112 (80%)	30.6K (57.6%)	102	<2.5
CNV	3.04k	341	140 (100%)	28.5K (53.5%)	1580	<2.5

Z7020 ARM FPS	Raspberry Pi3 FPS
17.3	44.3
1.2	2.3

Summary


➤ Benefits of FPGA implementations:

- Extreme performance with reduced precision
- Low latency through dataflow – no batching needed
- Flexibility
- Low power total solution: keep data on chip, compress data, compute at reduced precision (good for memory bandwidth too)



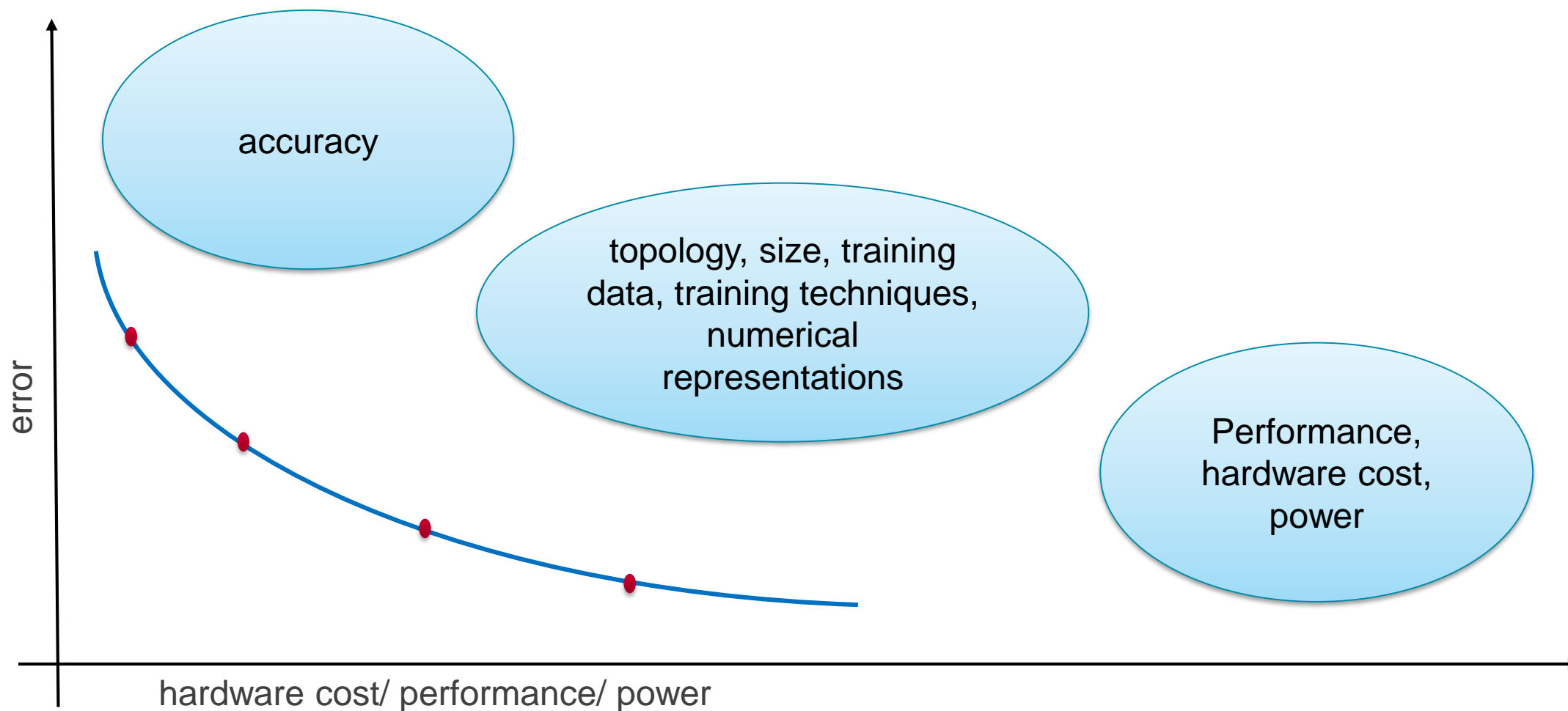
➤ Get started with FINN & Pynq

- www.pynq.io
- <https://github.com/Xilinx/BNN-PYNQ>



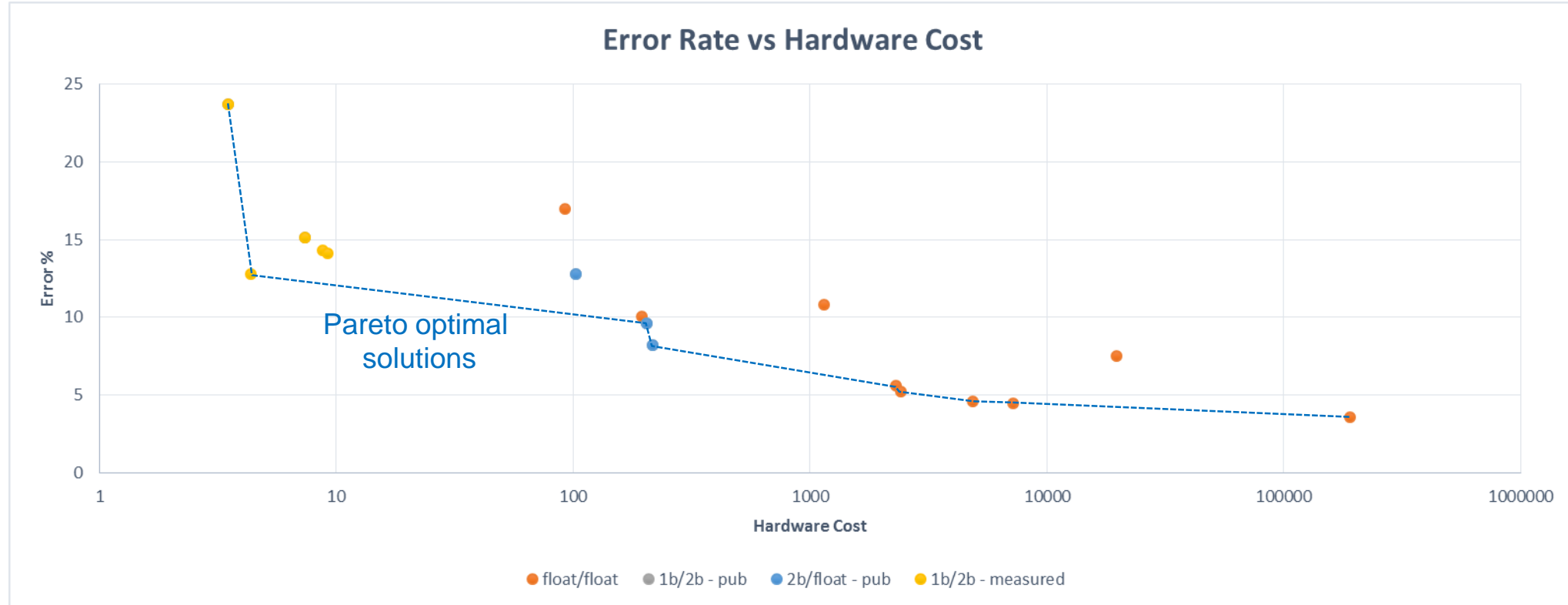
The Name of the Game: Designing Hardware-Optimal CNNs

It's a trade-off...



Example: ImageNet Classification

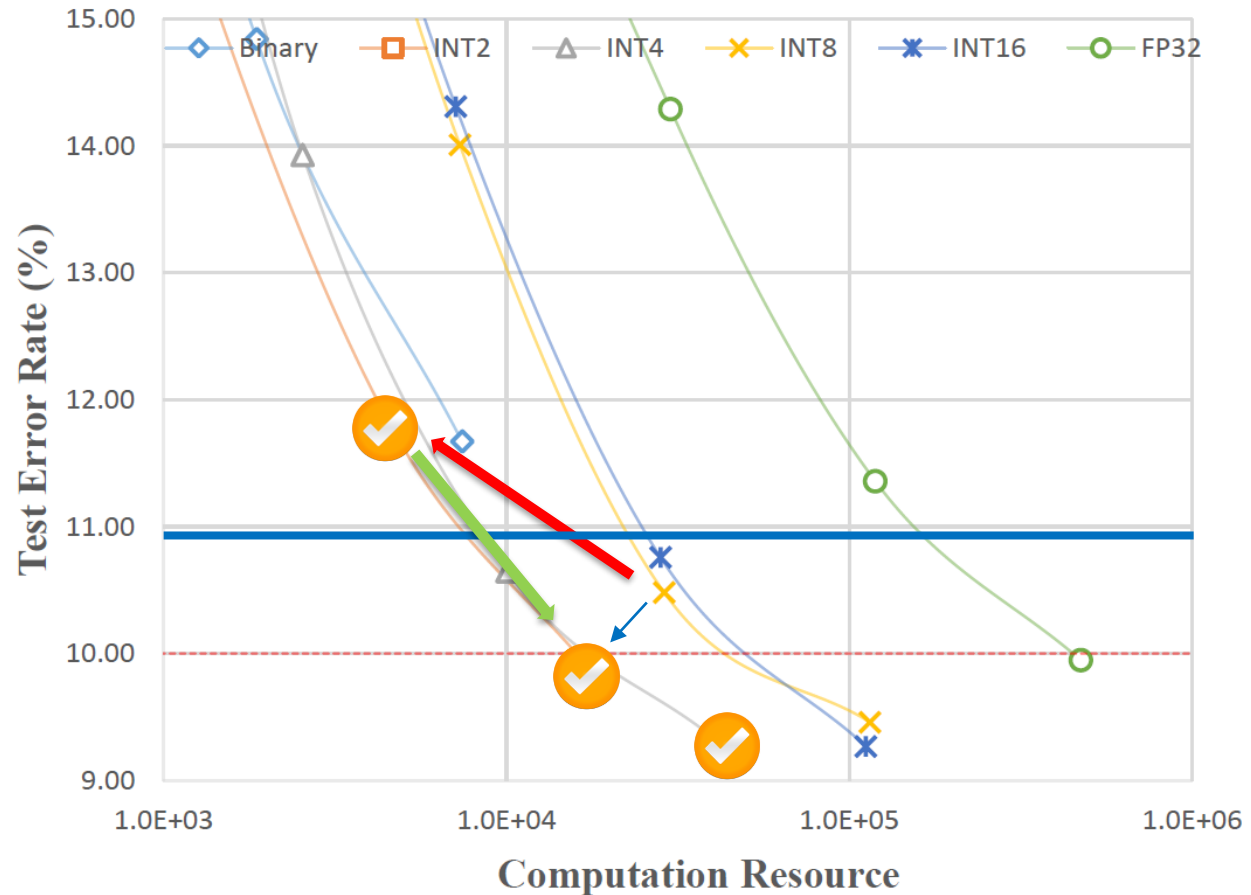
Published Results & Xilinx Research internal Experiments



Floating point is too expensive
Below 10% uses ensembles and cost likely prohibitively high
Pareto optimal: 1b – 8b provide good compromises




Inference Accelerators – Accuracy vs Hardware Cost for a fixed topology

- Just reducing precision, reduce hardware cost & increases error
- Recuperate accuracy by retraining & increasing network size
- 1b, 2b and 4b provide pareto optimal solutions




Conclusions: We're only at the start...

- We presented a framework for exploring Neural Networks at any precision ranging from 32bit Floating Point to 1bit for weight and activation.
- We have shown that for a number of cases optimal networks can use compute and storage below 8bit!
- Lots of scope for research in exploring the design space between accuracy, performance, cost, power etc.
- Very Exciting times for Neural Networks on heterogeneous platforms.



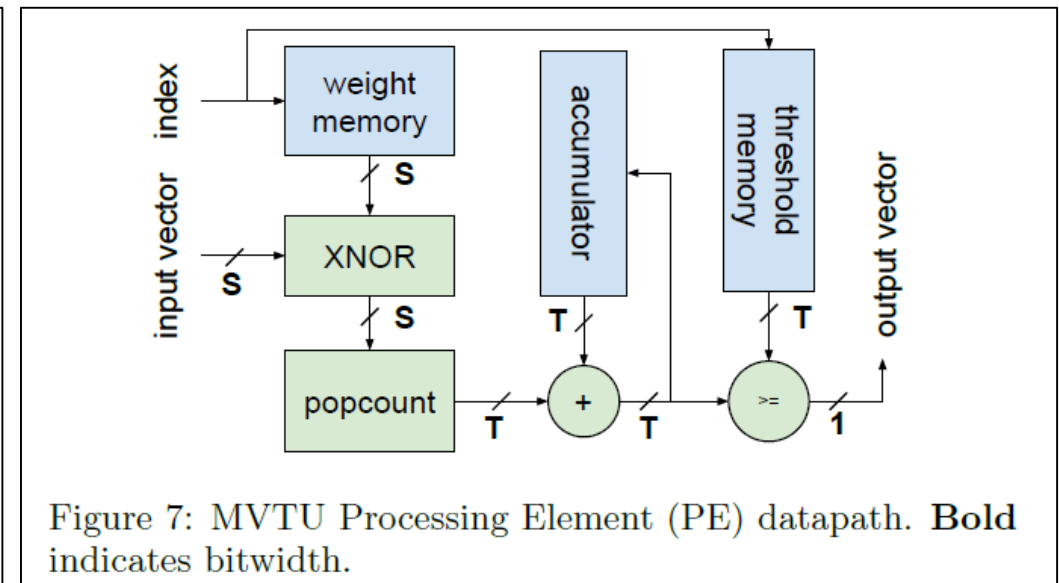
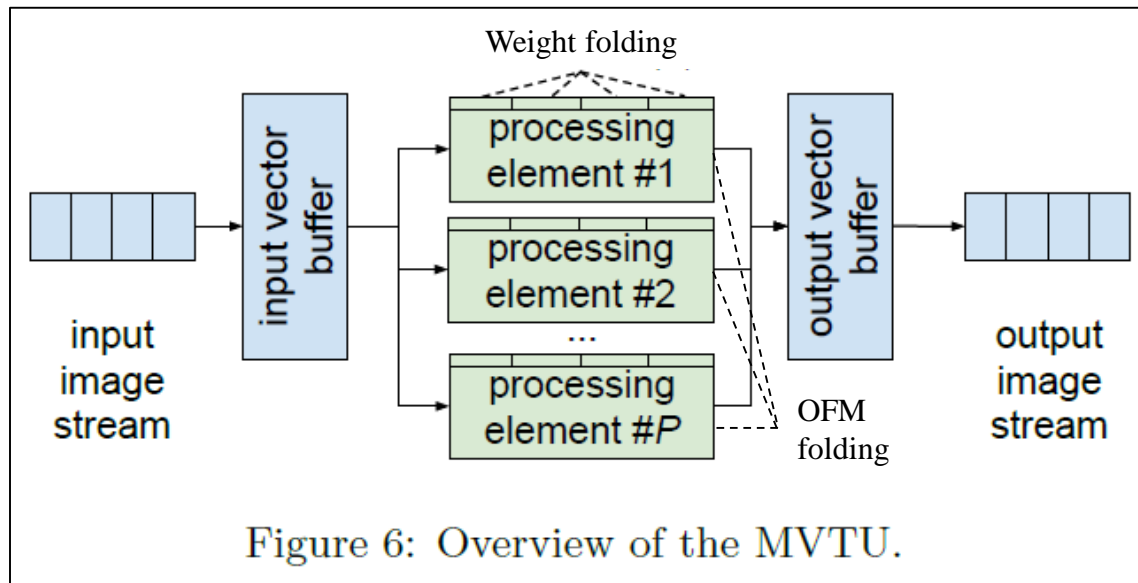
➤ Thanks to a large team at Xilinx including Xilinx Research Ireland



Technical Details on Finn architectures

Architecture of a Matrix-Vector Threshold Unit (MVTU)

- Fully connected layers & convolutional layers are mapped on matrix-vector multiply threshold units (MVTUs)
- MVTUs support OFM (neuron) and folding over weights (synaptic)
- Weight and output stationary (weights and popcounts are retained locally)
- Max pool units are optionally placed behind MVTUs



Synthesizable C++ Network Description

```
void DoCompute(ap_uint<64> * in, ap_uint<64> * out) {  
#pragma HLS DATAFLOW  
    stream<ap_uint<64> > memInStrm("memInStrm");  
    stream<ap_uint<64> > InStrm("InStrm");  
    .  
    .  
    .  
    stream<ap_uint<64> > memOutStrm("memOutStrm");  
  
    Mem2Stream<64, inBytesPadded>(in, memInStrm);  
    StreamingMatrixVector<L0_SIMD, L0_PE, 16, L0_MW, L0_MH, L0_WMEM, L0_TMEM>  
        (InStrm, inter0, weightMem0, thresMem0);  
    StreamingMatrixVector<L1_SIMD, L1_PE, 16, L1_MW, L1_MH, L1_WMEM, L1_TMEM>  
        (inter0, inter1, weightMem1, thresMem1);  
    StreamingMatrixVector<L2_SIMD, L2_PE, 16, L2_MW, L2_MH, L2_WMEM, L2_TMEM>  
        (inter1, inter2, weightMem2, thresMem2);  
    StreamingMatrixVector<L3_SIMD, L3_PE, 16, L3_MW, L3_MH, L3_WMEM, L3_TMEM>  
        (inter2, outstream, weightMem3, thresMem3);  
    StreamingCast<ap_uint<16>, ap_uint<64> >(outstream, memOutStrm);  
    Stream2Mem<64, outBytesPadded>(memOutStrm, out);  
}
```

Stream definitions

Move image in from PS memory

Layer instantiation
connected by streams

Move results to PS memory

MVTU

```
for (unsigned int nm = 0; nm < neuronFold; nm++) {
    for (unsigned int sf = 0; sf < synapseFold; sf++) {
#pragma HLS PIPELINE II=1
        ap_uint<SIMDWidth> inElem;
        if (nm == 0) {
            inElem = in.read();
            inputBuf[sf] = inElem;
        } else {
            inElem = inputBuf[sf];
        }
        for (unsigned int pe = 0; pe < PEGCount; pe++) {
#pragma HLS UNROLL
            ap_uint<SIMDWidth> weight = weightMem[pe][nm * synapseFold + sf];
            ap_uint<SIMDWidth> masked = ~(weight ^ inElem);
            accPopCount[pe] += NaivePopCount<SIMDWidth, PopCountWidth>(masked);
        }
    }
    ap_uint<PEGCount> outElem = 0;
    for (unsigned int pe = 0; pe < PEGCount; pe++) {
#pragma HLS UNROLL
        outElem(pe, pe) = accPopCount[pe] > thresMem[pe][nm] ? 1 : 0;
        accPopCount[pe] = 0;          // clear the accumulator
    }
}
```

Folding

Reading
Inputs or consume
internal (when folded)

Indexing weight and
threshold memory
binary MAC

Batchnorm
activations

Architecture of Infrastructure on Zynq SOC

